



BAHAMA®



reddot design award
winner 2019



  Easy

www.bahama.de



Easy

Easy is the high-quality Bahama entry-level model. Made in Germany. It is easy to transport which makes it ideal for alternating locations. The product line is aimed at both commercial and private customers. Easy is winner of the Red Dot Design Award 2019



Overview

8 different model sizes ranging from 4.9 m² through 16 m²

A 27 - 37 kg lightweight incl. transport packaging

Maintenance-free

1 handle for tensioning **1**

Telescopic opening and closing for increased ground clearance

Ideal and constant tensioning of the textile

Excellent sun protection factor UPF 50+; high waterproofness

Printing possible

Available with valance

Anti-opening protection; optionally theft prevention device **2 3**

Individually replaceable spare parts

Umbrella Frame

Modern, high-quality aluminum finish

Naturally anodized center pole

Outer pole diameter approx. 57 mm, wall thickness approx. 2.45 mm

Special stability due to hollow profile made of extruded aluminum

Naturally polished spokes and support spokes

Additional Features



Sizes

All measurements in meters

 round	Ø 2.5	Ø 3.1	Ø 3.5	Ø 4.0
 square	2.5 × 2.5	3.1 × 3.1	3.5 × 3.5	4.0 × 4.0

Textile Membrane | Covering

betex® 05 | fabric exclusively crafted for Bahama

- 100% polyester fabric with top transparent coating
- Sustainable and environmentally friendly fabrics with the OEKO-TEX 100 Standard, Class 1
- 25 contemporary colors | special colors upon request

swela Outguard 393

- 100% polyester fabric with top transparent coating
- Sustainable and environmentally friendly fabrics with the OEKO-TEX 100 Standard, Class 4
- 15 contemporary colors

Installation Options

Mobile and permanent installation options

In-ground sleeve without tripping edge, as flush with the ground **4**

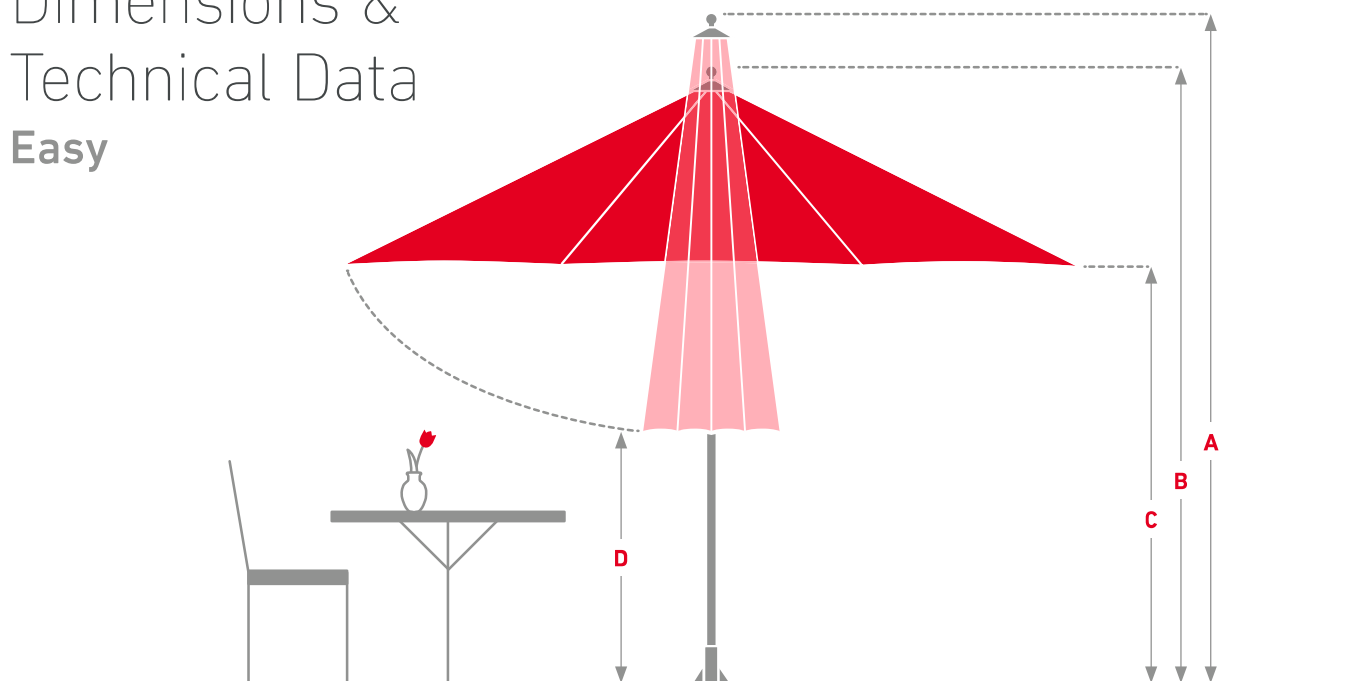
Cross-frame with flagstones for changing locations **5**





Square, galvanized steel plate to be bolted onto massive surfaces **6**





Further options: e.g. adaptable sleeve for existing foundation

Dimensions & Technical Data

Easy



				
All measurements are approximate	Ø 2.5 m 8 spokes	Ø 3.1 m 8 spokes	Ø 3.5 m 8 spokes	Ø 4.0 m 8 spokes
Area in m ²	4.9	7.5	9	12
Parasol weight without installation component & packaging, in kg	15	17	20	23
Transport weight in kg, incl. packaging	24	28	33	33
A Height closed* in cm	338	378	383	405
B Height opened* in cm	265	292	300	310
C Passage height** in cm	210	225	225	225
D Ground clearance** in cm	205	214	196	192

				
All measurements are approximate	2.5 × 2.5 m 8 spokes	3.1 × 3.1 m 8 spokes	3.5 × 3.5 m 8 spokes	4.0 × 4.0 m 8 spokes
Area in m ²	6.25	9.6	12.25	16
Parasol weight without installation component & packaging, in kg	16	21	23	25
Transport weight in kg, incl. packaging	26	30	35	35
A Height closed* in cm	338	378	383	405
B Height opened* in cm	265	292	300	310
C Passage height** in cm	210	225	225	225
D Ground clearance** in cm	158	154	128	114

Scribble & Write

