



BAHAMA®




Event



Event

The Event model is appealing to customers who wish to purchase a large-size parasol at a fair price but don't have a need for the additional features of the Jumbrella. It opens and closes via our maintenance-free servo-mechanism. Due to its very steep roof commercial imprints are optimally visible.



Overview

9 different model sizes ranging from 6.25 m² through 19 m²

Low weight umbrella weight ranging from 21 - 40 kg

Maintenance-free

1 latch for tensioning **1**; no additional physical strength necessary due to the servo-mechanism

Telescopic opening and closing for increased ground clearance

Ideal and constant tensioning of the textile

Excellent sun protection factor UPF 50+; high waterproofness

Individually replaceable spare parts

Printing possible

Available with valance

Optionally available with theft and anti-opening device **2 1**

Soft foam safeguard available for Kindergartens, hospitals or retirement homes **3**

Umbrella Frame

Standard frame color in traffic white | RAL 9016, glossy finish

Special stability due to hollow profile made of extruded aluminum

Outer pole diameter approx. 73 mm, wall thickness approx. 1.5 mm

PES powder-coated center pole, post-baked

Textile Membrane | Covering

betex® 05 | fabric exclusively crafted for Bahama

- 100% polyester fabric with top transparent coating
- Sustainable and environmentally friendly fabrics with the OEKO-TEX 100 Standard, Class 1
- 25 contemporary colors | special colors upon request

swela Outguard 393

- 100% polyester fabric with top transparent coating Beschichtung
- Sustainable and environmentally friendly fabrics with the OEKO-TEX 100 Standard, Class 4
- 15 contemporary colors

Installation Options

Mobile and permanent installation options

Portable stand and cross-frame with flagstones for changing locations **4**

Steel plate bases available for terrace substructures **5**

In-ground sleeve without tripping edge, as flush with the ground **6**

Octagonal surface mount with counter-bores suitable for bolting onto massive concrete ground or timber planks

Connecting plate for »Krinne« ground screw particularly suitable for loose surfaces e.g. beaches or grassed areas


Additional options such as in-ground sleeve extensions

Additional Features



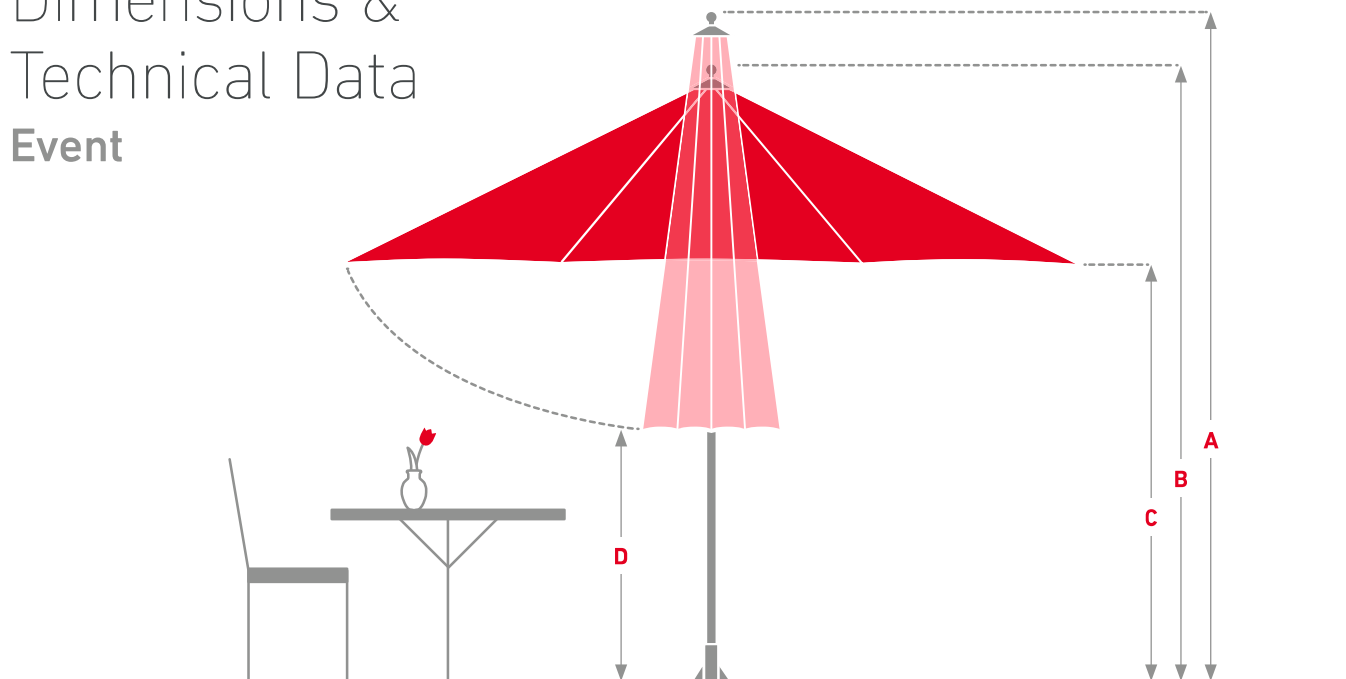
Sizes






All measurements in meters





 round	Ø 3.0	Ø 3.5	Ø 4.0	Ø 4.5	Ø 5.0
 square	2.5 × 2.5	3.0 × 3.0	3.5 × 3.5	4.0 × 4.0	

Dimensions & Technical Data

Event



					
All measurements are approximate	Ø 3.0 m 8 spokes	Ø 3.5 m 8 spokes	Ø 4.0 m 8 spokes	Ø 4.5 m 8 spokes	Ø 5.0 m 8 spokes
Area in m ²	7	9	12	15	19
Parasol weight without installation component & packaging, in kg	23	26	31	35	40
Transport weight in kg, incl. packaging	35	39	42	46	51
A Height closed* in cm	357	367	377	387	397
B Height opened* in cm	312	322	332	342	352
C Passage height** in cm	228	227	226	227	224
D Ground clearance*** in cm	183	166	149	132	115
Max. permitted wind velocities fully opened parasol, km/h Permanent/Mobile	85/64	80/60	74/56	65/49	60/45

				
All measurements are approximate	2.5 × 2.5 m 8 spokes	3.0 × 3.0 m 8 spokes	3.5 × 3.5 m 8 spokes	4.0 × 4.0 m 8 spokes
Area in m ²	6.25	9	12	16
Parasol weight without installation component & packaging, in kg	21	26	31	36
Transport weight in kg, incl. packaging	33	38	40	49
A Height closed* in cm	343	357	367	377
B Height opened* in cm	302	312	322	332
C Passage height** in cm	228	228	227	226
D Ground clearance*** in cm	149	126	102	73
Max. permitted wind velocities fully opened parasol, km/h Permanent/Mobile	95/71	70/53	65/49	60/45

Scribble & Write

