



copyright © Van Volvem



Jumbrella 4 x 4



reddot design award  
winner 2018



GERMAN  
DESIGN  
AWARD  
WINNER  
2019



Jumbrella

[www.bahama.de](http://www.bahama.de)



# Jumbrella

Jumbrella is our solution for everything. The product line convinces through its various sizes and combinations as well as its special additional features. The Jumbrella 4 x 4 m is the winner of the iF Design Award 2018, the Red Dot Award 2018 and the German Design Award 2019.



## Overview

25 different model sizes ranging from 7 m<sup>2</sup> through 36 m<sup>2</sup>

Additional features available e.g.: textile gutters, side panels, LED-lighting, heaters, speakers, TV, Wifi, USB-ports, maritime frame edition

Maintenance-free servo-mechanism for failsafe opening and closing of the umbrella

Easy and efficient handling through gradual opening (servo-mechanism); depending on model 2- or 4-stages

2 latches with spring buckles for tensioning; lockable **1**

Perfect, lasting tension as the textile membrane is integrated into the spokes; support spokes for additional stabilization

Excellent sun protection factor UPF 50+; high waterproofness

Printing possible

Available with valance

## Umbrella Frame

Standard frame color in traffic white | RAL 9016, glossy finish or anthracite grey | RAL 7016, textured matte finish **1 2**

Custom frame finish possible e.g various RAL colors or wooden finish | Golden Oak, resin components in black

Outer pole diameter approx. 80 mm, wall thickness approx. 2.5 mm

## Textile Membrane | Covering

**betex® 05 | fabric exclusively crafted for Bahama**

- 100% polyester fabric with top transparent coating with the OEKO-TEX 100 Standard, Class 1
- 25 contemporary colors | special colors upon request

**Preconstraint 302**

- PVC coated Polyester 550 Dtex. SERGE FERRARI PRECONSTRAINT® coating technology
- 25 contemporary colors | special colors upon request

**swela Sunvas | uni-colored and striped/ZebraS**

- 100% polyester fabric with dirt & water repelling impregnation
- Uni-colored: 61 contemporary colors, special colors upon request | Striped: 20 color combinations

## Installation Options

Mobile and permanent installation options

Portable stand **3** and cross-frame for flagstones; ideal for changing locations

In-ground sleeve without tripping edge, as flush with the ground, available with and without tipping hinge

Steel plate base available for terrace substructures **4**

In-ground tipping base with electrical connection for lighting, heating and many more **5**

Connecting plate for »Krunner« ground screw especially suited for loose surfaces, e.g. in green spaces or on beaches **6**




Additional options such as powder-coating in RAL color of the parasol frame, leveling feet, spacers, in-ground sleeve extensions

## Additional Features



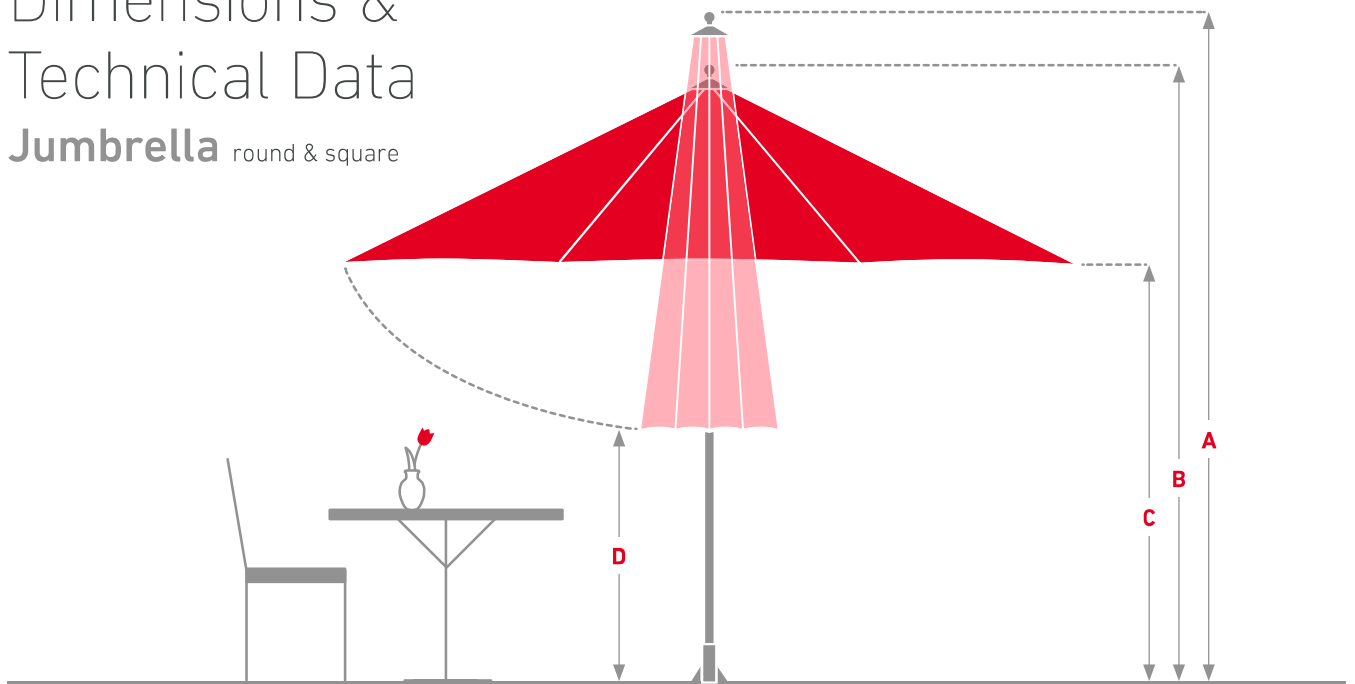
## Sizes









All measurements in meters






 round	Ø 3.0	Ø 3.5	Ø 4.0	Ø 4.5	Ø 5.0	Ø 5.6	Ø 6.3	Ø 7.0	
 square	3.0 × 3.0	3.53 × 3.53	4.0 × 4.0	4.5 × 4.5	5.0 × 5.0				
 rectangular	3.0 × 1.5	4.0 × 2.0	4.0 × 3.0	4.5 × 3.0	4.5 × 3.5	5.0 × 2.5	5.0 × 3.0	5.0 × 3.75	5.0 × 4.0
	6.0 × 3.0	6.0 × 4.0	6.0 × 4.5						

# Dimensions & Technical Data

## Jumbrella round & square



								
	Ø 3.0 m 8 spokes	Ø 3.5 m 8 spokes	Ø 4.0 m 8 spokes	Ø 4.5 m 8 spokes	Ø 5.0 m 8 spokes	Ø 5.6 m 8 spokes	Ø 6.3 m 8 spokes	Ø 7.0 m 8 spokes
All measurements are approximate								
<b>Area</b> in m <sup>2</sup>	7	9.6	12	15	19	24	29	36
<b>Parasol weight</b> without installation component & packaging, in kg	30	32	35	40	54	65	72	99
<b>Transport weight</b> in kg, incl. packaging	50	52	55	60	74	85	97	124
<b>A Height closed*</b> in cm	381	391	375	385	385	387	426	446
<b>B Height opened*</b> in cm	310	318	302	311	311	316	352	372
<b>C Passage height* **</b> in cm	230	228	230	230	227	227	245	253
<b>D Ground clearance* **</b> in cm	231	193	135	140	120	90	95	85
<b>Max. permitted wind velocities</b> fully opened parasol, km/h   Permanent/Mobile	102/77	95/71	95/71	95/71	88/66	74/56	48/36	38/29

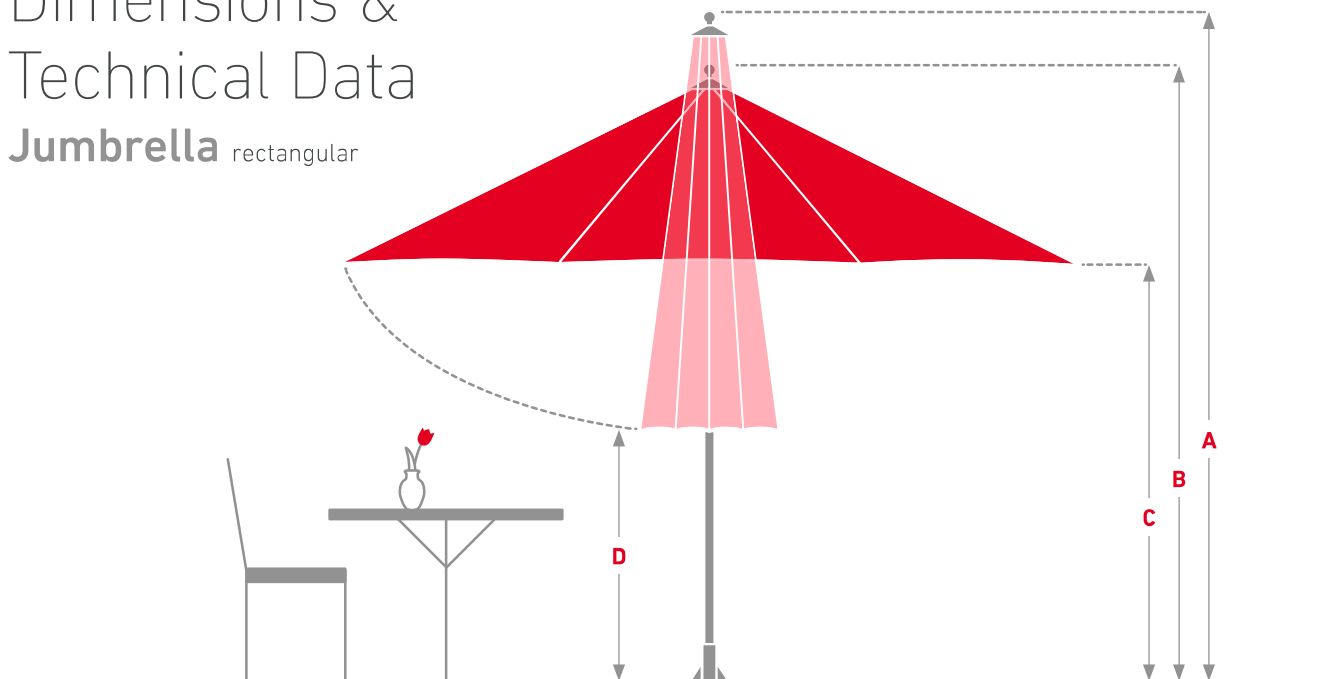
					
	3.0 × 3.0 m 8 spokes	3.5 × 3.5 m 8 spokes	4.0 × 4.0 m 8 spokes	4.5 × 4.5 m 8 spokes	5.0 × 5.0 m 8 spokes
All measurements are approximate					
<b>Area</b> in m <sup>2</sup>	9	12	16	20	25
<b>Parasol weight</b> without installation component & packaging, in kg	39	43	50	57	84
<b>Transport weight</b> in kg, incl. packaging	59	63	70	77	109
<b>A Height closed*</b> in cm	375	385	375	385	401
<b>B Height opened*</b> in cm	301	311	311	311	331
<b>C Passage height* **</b> in cm	230	226	230	230	240
<b>D Ground clearance* **</b> in cm	150	119	80	54	38
<b>Max. permitted wind velocities</b> fully opened parasol, km/h   Permanent/Mobile	102/77	95/71	88/66	74/56	74/56







\* All measurements refer to the use with a permanent installation option (in-ground sleeve) \*\* For the edition with valance, the measurements increase by 30 cm.







# Dimensions & Technical Data

## Jumbrella rectangular



All measurements are approximate	 3.0 × 1.5 m 8 spokes	 4.0 × 2.0 m 8 spokes	 4.0 × 3.0 m 8 spokes	 4.5 × 3.0 m 8 spokes	 4.5 × 3.5 m 8 spokes	 5.0 × 2.5 m 8 spokes
Area in m²	4.5	8	12	13.5	15.75	12.5
Parasol weight without installation component & packaging, in kg	33	52	56	55	56	57
Transport weight in kg, incl. packaging	58	77	76	80	81	82
<b>A</b> Height closed* in cm	325	378	376	424	424	393
<b>B</b> Height opened* in cm	295	309	300	338	338	323
<b>C</b> Passage height** in cm	240	240	226	240	240	240
<b>D</b> Ground clearance** in cm	151	110	111	139	126	95
Max. permitted wind velocities fully opened parasol, km/h   Permanent/Mobile	95/71	88/66	88/66	88/66	88/66	74/56

All measurements are approximate	 5.0 × 3.0 m 10 spokes	 5.0 × 3.75 m 10 spokes	 5.0 × 4.0 m 8 spokes	 6.0 × 3.0 m 10 spokes	 6.0 × 4.0 m 10 spokes	 6.0 × 4.5 m 12 spokes
Area in m²	15	18.75	20	18	24	27
Parasol weight without installation component & packaging, in kg	58	64	68	72	74	80
Transport weight in kg, incl. packaging	83	89	93	97	99	110
<b>A</b> Height closed* in cm	424	416	424	427	460	475
<b>B</b> Height opened* in cm	322	318	322	337	336	358
<b>C</b> Passage height** in cm	240	230	240	240	240	252
<b>D</b> Ground clearance** in cm	93	92	64	80	56	86
Max. permitted wind velocities fully opened parasol, km/h   Permanent/Mobile	74/56	74/56	74/56	50/38	50/38	50/38

\* All measurements refer to the use with a permanent installation option (in-ground sleeve) \*\* For the edition with valance, the measurements increase by 30 cm.