

Easy



Event



Jumbrella



Jumbrella XL



Magnum



Largo



Bahama

Originally founded in 1950, Bahama now designs and manufactures a wide variety of high-quality large-size parasols and sun sails. National and international customers alike trust in our industrial technology and accurate workmanship. Bahama's premium products are characterized by technical attributes such as compactness, durability, and wind stability, as well as aesthetic features including elegant design and beautiful materials. Thanks to our full-range production facility in Germany, we are able to manufacture almost all parts in-house.

And most importantly: we love customer service – from consulting to installation, from cleaning to winter storage and maintenance.

www.bahama.de

The Heart of it All

- * A selection of 7 different models
- * Model sizes ranging from 4.9 m² to 140 m² and side lengths from 2.5 to 12 m
- * Round, square and rectangular models
- * Great variety of additional features e.g. LED lighting, heating, textile gutters, side panels, speakers, TV, Wifi, USB-ports
- * High wind resistance and safety
- * Handles with spring buckles, crank mechanism or geared motor for trouble-free opening and closing
- * Excellent UV-protection UPF 50+
- * Highly waterproof and dirt repellent
- * Wide range of contemporary colors

Umbrella Models



Easy

Entry-level pricing

Easy to transport – ideal for changing locations



Event

Excellent price-performance ratio

Entry-level model with maintenance-free servo mechanism



Jumbrella

The classic Bahama

The solution for everything – range of sizes, combinations, and special features



Jumbrella XL

Extra-large model covering an extended area

Suitable for the toughest conditions

Variety of additional features



Magnum

Premium model

Designed for extreme loads

Maximum stability



Largo

The most high-tech model

Tulip-shaped design conceals technical fittings

Additional Features

	Frame Color	Valance	Printing	Installation Options	V4A Maritime Edition	Textile Gutter TVR	Protective Cover	Side Panels	Impact Protection	Theft Protection	Lighting	LED-lighting	Radiators	Speakers	TV	Wifi	USB charging-port	Motorization	Transport Packaging
Easy		•	•	•			•			•									•
Event		•	•	•	•		•		•	•									•
Jumbrella	•	•	•	•	•	•	•	•	•	•	•	•	•	•	•	•	•		•
Jumbrella XL	•	•	•	•	•	•	•	•	•	•	•	•	•	•	•	•			•
Magnum	•	•	•	•	•	•	•	•		•	•	•	•	•	•	•		•	•
Largo	•		•	•	•		•			•	•	•				•		•	•

Sizes

All measurements are approx.

	round		square		rectangular
Easy	ø 2.5 – 4 m	4.9 – 12 m ²	2.5 – 4 m	6.25 – 16 m ²	–
Event	ø 3 – 5 m	7 – 19 m ²	2.5 – 4 m	6.25 – 16 m ²	–
Jumbrella	ø 3 – 7 m	7 – 36 m ²	3 – 5 m	9 – 25 m ²	from 3.0 × 1.5 m to 6.0 × 4.5 m 4.5 – 27 m ²
Jumbrella XL	ø 7 m	37 m ²	5 – 7 m	25 – 49 m ²	6.0 × 5.14 m; 7.0 × 5.0 m; 7.0 × 6.0 m 31 m ² ; 35 m ² ; 42 m ²
Magnum	ø 7 – 12 m	37 – 109 m ²	7 – 12 m	49 – 140 m ²	–
Largo	ø 7.5 – 12.5 m	42 – 119 m ²	7 – 12 m	47 – 140 m ²	–



BAHAMA®



reddot design award
winner 2019



Easy

www.bahama.de



Easy is the high-quality Bahama entry-level model. Made in Germany. It is easy to transport which makes it ideal for alternating locations. The product line is aimed at both commercial and private customers. Easy is winner of the Red Dot Design Award 2019



Overview

8 different model sizes ranging from 4.9 m² through 16 m²

A 27 - 37 kg lightweight incl. transport packaging

Maintenance-free

1 handle for tensioning **1**

Telescopic opening and closing for increased ground clearance

Ideal and constant tensioning of the textile

Excellent sun protection factor UPF 50+; high waterproofness

Printing possible

Available with valance

Anti-opening protection; optionally theft prevention device **2 3**

Individually replaceable spare parts

Umbrella Frame

Modern, high-quality aluminum finish

Naturally anodized center pole

Outer pole diameter approx. 57 mm, wall thickness approx. 2.45 mm

Special stability due to hollow profile made of extruded aluminum

Naturally polished spokes and support spokes

Textile Membrane | Covering

betex® 05 | fabric exclusively crafted for Bahama

- 100% polyester fabric with top transparent coating
- Sustainable and environmentally friendly fabrics with the OEKO-TEX 100 Standard, Class 1
- 25 contemporary colors | special colors upon request

swela Outguard 393

- 100% polyester fabric with top transparent coating
- Sustainable and environmentally friendly fabrics with the OEKO-TEX 100 Standard, Class 4
- 15 contemporary colors

Installation Options

Mobile and permanent installation options

In-ground sleeve without tripping edge, as flush with the ground **4**

Cross-frame with flagstones for changing locations **5**

Square, galvanized steel plate to be bolted onto massive surfaces **6**



Further options: e.g. adaptable sleeve for existing foundation

Additional Features



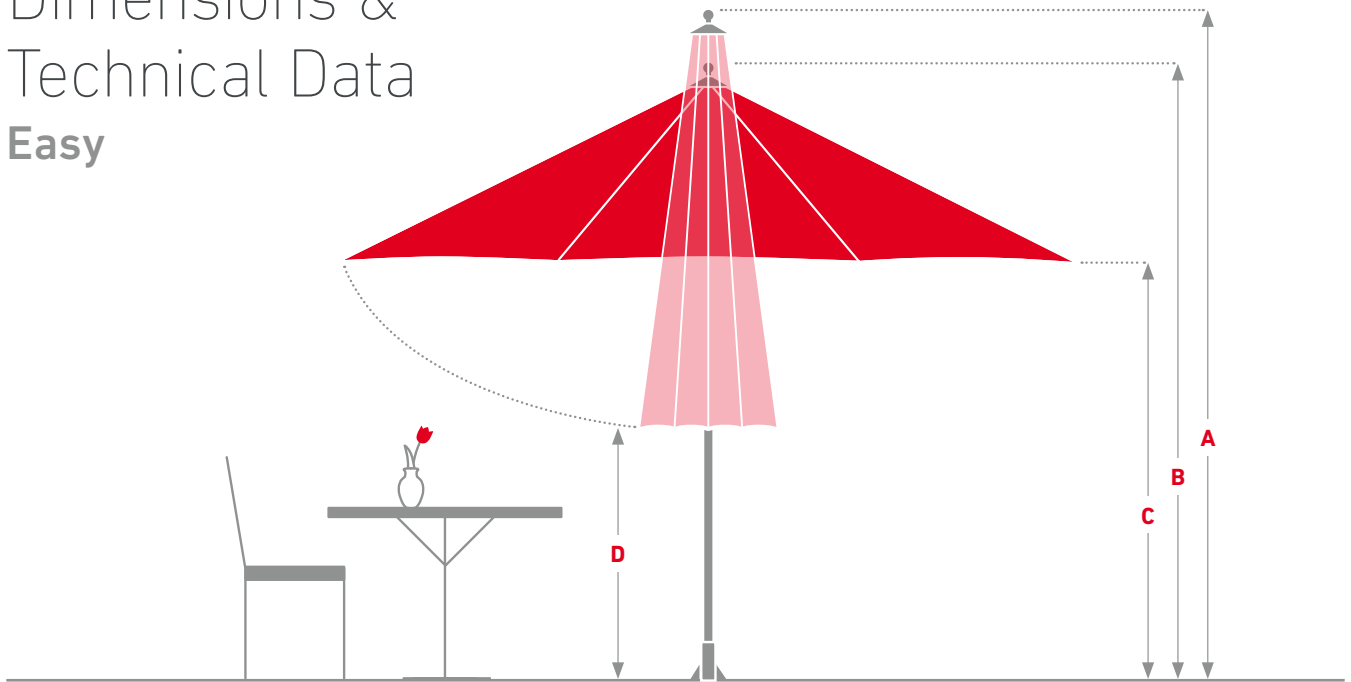
Sizes





All measurements in meters

 round	Ø 2.5	Ø 3.1	Ø 3.5	Ø 4.0
 square	2.5 × 2.5	3.1 × 3.1	3.5 × 3.5	4.0 × 4.0

Dimensions & Technical Data

Easy




				
	Ø 2.5 m 8 spokes	Ø 3.1 m 8 spokes	Ø 3.5 m 8 spokes	Ø 4.0 m 8 spokes
All measurements are approximate				
Area in m ²	4.9	7.5	9	12
Parasol weight without installation component & packaging, in kg	15	17	20	23
Transport weight in kg, incl. packaging	24	28	33	33
A Height closed* in cm	338	378	383	405
B Height opened* in cm	265	292	300	310
C Passage height** in cm	210	225	225	225
D Ground clearance** in cm	205	214	196	192

				
	2.5 × 2.5 m 8 spokes	3.1 × 3.1 m 8 spokes	3.5 × 3.5 m 8 spokes	4.0 × 4.0 m 8 spokes
All measurements are approximate				
Area in m ²	6.25	9.6	12.25	16
Parasol weight without installation component & packaging, in kg	16	21	23	25
Transport weight in kg, incl. packaging	26	30	35	35
A Height closed* in cm	338	378	383	405
B Height opened* in cm	265	292	300	310
C Passage height** in cm	210	225	225	225
D Ground clearance** in cm	158	154	128	114

* All measurements refer to the use with a permanent installation option (in-ground sleeve) ** For the edition with valance, the measurements increase by 30 cm.

Scribble & Write





BAHAMA®




Event

www.bahama.de



Event

The Event model is appealing to customers who wish to purchase a large-size parasol at a fair price but don't have a need for the additional features of the Jumbrella. It opens and closes via our maintenance-free servo-mechanism. Due to its very steep roof commercial imprints are optimally visible.



Overview

9 different model sizes ranging from 6.25 m² through 19 m²

Low weight umbrella weight ranging from 21 - 40 kg

Maintenance-free

1 latch for tensioning **1**; no additional physical strength necessary due to the servo-mechanism

Telescopic opening and closing for increased ground clearance

Ideal and constant tensioning of the textile

Excellent sun protection factor UPF 50+; high waterproofness

Individually replaceable spare parts

Printing possible

Available with valance

Optionally available with theft and anti-opening device **2 1**

Soft foam safeguard available for Kindergartens, hospitals or retirement homes **3**

Umbrella Frame

Standard frame color in traffic white | RAL 9016, glossy finish

Special stability due to hollow profile made of extruded aluminum

Outer pole diameter approx. 73 mm, wall thickness approx. 1.5 mm

PES powder-coated center pole, post-baked

Textile Membrane | Covering

betex® 05 | fabric exclusively crafted for Bahama

- 100% polyester fabric with top transparent coating
- Sustainable and environmentally friendly fabrics with the OEKO-TEX 100 Standard, Class 1
- 25 contemporary colors | special colors upon request

swela Outguard 393

- 100% polyester fabric with top transparent coating Beschichtung
- Sustainable and environmentally friendly fabrics with the OEKO-TEX 100 Standard, Class 4
- 15 contemporary colors

Installation Options

Mobile and permanent installation options

Portable stand and cross-frame with flagstones for changing locations **4**

Steel plate bases available for terrace substructures **5**

In-ground sleeve without tripping edge, as flush with the ground **6**

Octagonal surface mount with counter-bores suitable for bolting onto massive concrete ground or timber planks

Connecting plate for »Krinner« ground screw particularly suitable for loose surfaces e.g. beaches or grassed areas

Additional options such as in-ground sleeve extensions

Additional Features



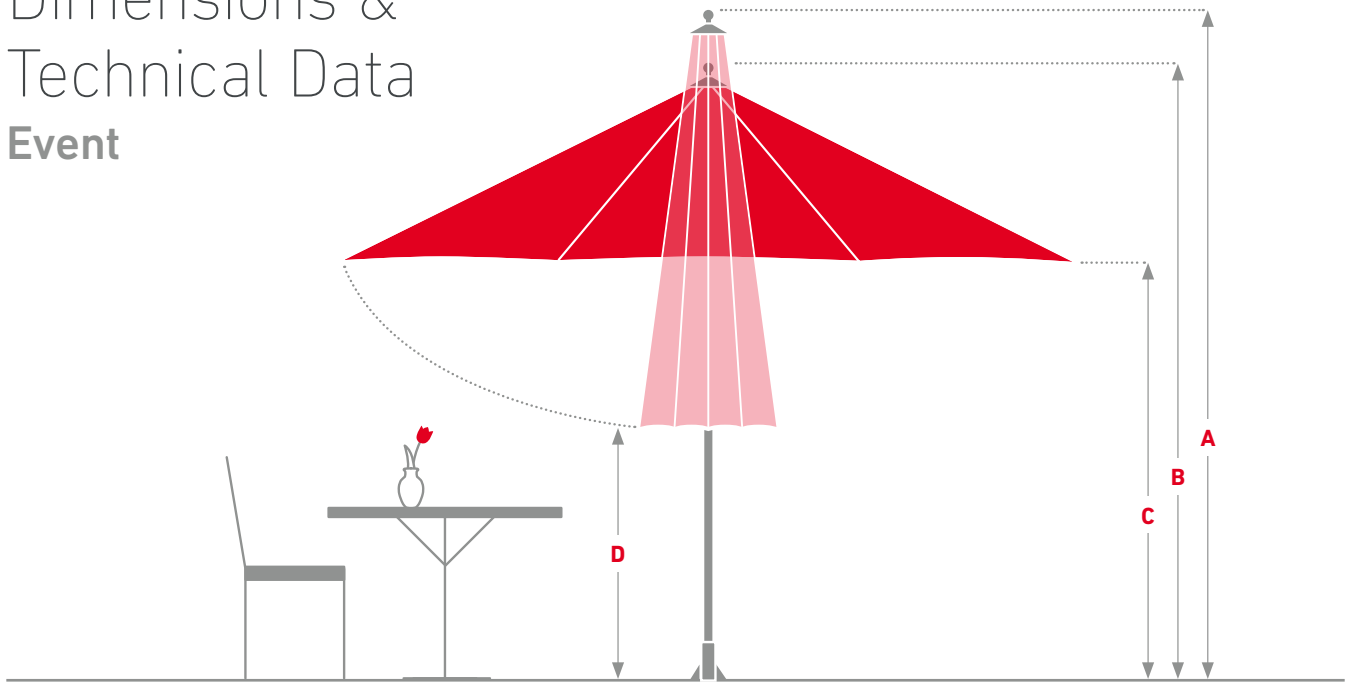
Sizes

All measurements in meters





 round	Ø 3.0	Ø 3.5	Ø 4.0	Ø 4.5	Ø 5.0
 square	2.5 × 2.5	3.0 × 3.0	3.5 × 3.5	4.0 × 4.0	

Dimensions & Technical Data

Event




					
	Ø 3.0 m 8 spokes	Ø 3.5 m 8 spokes	Ø 4.0 m 8 spokes	Ø 4.5 m 8 spokes	Ø 5.0 m 8 spokes
All measurements are approximate					
Area in m ²	7	9	12	15	19
Parasol weight without installation component & packaging, in kg	23	26	31	35	40
Transport weight in kg, incl. packaging	35	39	42	46	51
A Height closed* in cm	357	367	377	387	397
B Height opened* in cm	312	322	332	342	352
C Passage height** in cm	228	227	226	227	224
D Ground clearance** in cm	183	166	149	132	115
Max. permitted wind velocities fully opened parasol, km/h Permanent/Mobile	85/64	80/60	74/56	65/49	60/45

				
	2.5 × 2.5 m 8 spokes	3.0 × 3.0 m 8 spokes	3.5 × 3.5 m 8 spokes	4.0 × 4.0 m 8 spokes
All measurements are approximate				
Area in m ²	6.25	9	12	16
Parasol weight without installation component & packaging, in kg	21	26	31	36
Transport weight in kg, incl. packaging	33	38	40	49
A Height closed* in cm	343	357	367	377
B Height opened* in cm	302	312	322	332
C Passage height** in cm	228	228	227	226
D Ground clearance** in cm	149	126	102	73
Max. permitted wind velocities fully opened parasol, km/h Permanent/Mobile	95/71	70/53	65/49	60/45

* All measurements refer to the use with a permanent installation option (in-ground sleeve) ** For the edition with valance, the measurements increase by 30 cm.

Scribble & Write





copyright © Van Volxem



Jumbrella 4 x 4



reddot design award
winner 2018



GERMAN
DESIGN
AWARD
WINNER
2019



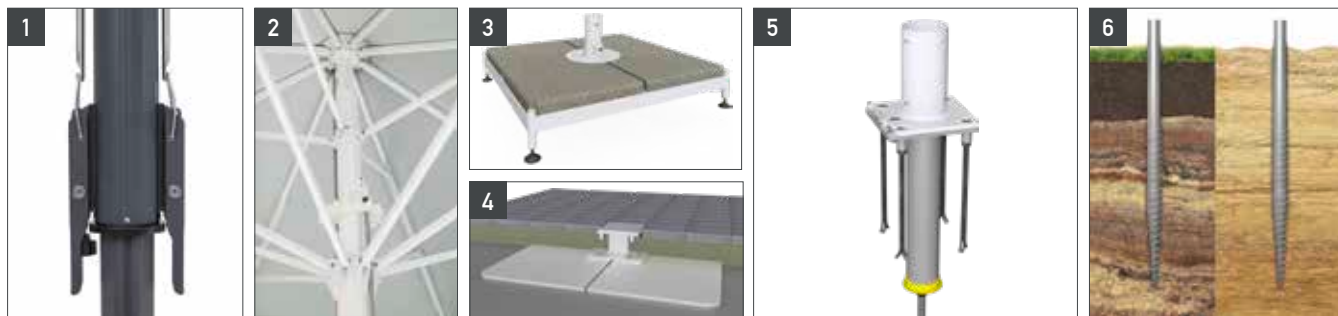
Jumbrella

www.bahama.de



Jumbrella

Jumbrella is our solution for everything. The product line convinces through its various sizes and combinations as well as its special additional features. The Jumbrella 4 x 4 m is the winner of the iF Design Award 2018, the Red Dot Award 2018 and the German Design Award 2019.



Overview

25 different model sizes ranging from 7 m² through 36 m²

Additional features available e.g.: textile gutters, side panels, LED-lighting, heaters, speakers, TV, Wifi, USB-ports, maritime frame edition

Maintenance-free servo-mechanism for failsafe opening and closing of the umbrella

Easy and efficient handling through gradual opening (servo-mechanism); depending on model 2- or 4-stages

2 latches with spring buckles for tensioning; lockable **1**

Perfect, lasting tension as the textile membrane is integrated into the spokes; support spokes for additional stabilization

Excellent sun protection factor UPF 50+; high waterproofness

Printing possible

Available with valance

Umbrella Frame

Standard frame color in traffic white | RAL 9016, glossy finish or anthracite grey | RAL 7016, textured matte finish **1 2**

Custom frame finish possible e.g various RAL colors or wooden finish | Golden Oak, resin components in black

Outer pole diameter approx. 80 mm, wall thickness approx. 2.5 mm

Textile Membrane | Covering

betex® 05 | fabric exclusively crafted for Bahama

- 100% polyester fabric with top transparent coating with the OEKO-TEX 100 Standard, Class 1
- 25 contemporary colors | special colors upon request

Preconstraint 302

- PVC coated Polyester 550 Dtex. SERGE FERRARI PRECONSTRAINT® coating technology
- 25 contemporary colors | special colors upon request

swela Sunvas | uni-colored and striped/ZebraS

- 100% polyester fabric with dirt & water repelling impregnation
- Uni-colored: 61 contemporary colors, special colors upon request | Striped: 20 color combinations

Installation Options

Mobile and permanent installation options

Portable stand **3** and cross-frame for flagstones; ideal for changing locations

In-ground sleeve without tripping edge, as flush with the ground, available with and without tipping hinge

Steel plate base available for terrace substructures **4**

In-ground tipping base with electrical connection for lighting, heating and many more **5**

Connecting plate for »Krinner« ground screw especially suited for loose surfaces, e.g. in green spaces or on beaches **6**




Additional options such as powder-coating in RAL color of the parasol frame, leveling feet, spacers, in-ground sleeve extensions

Additional Features



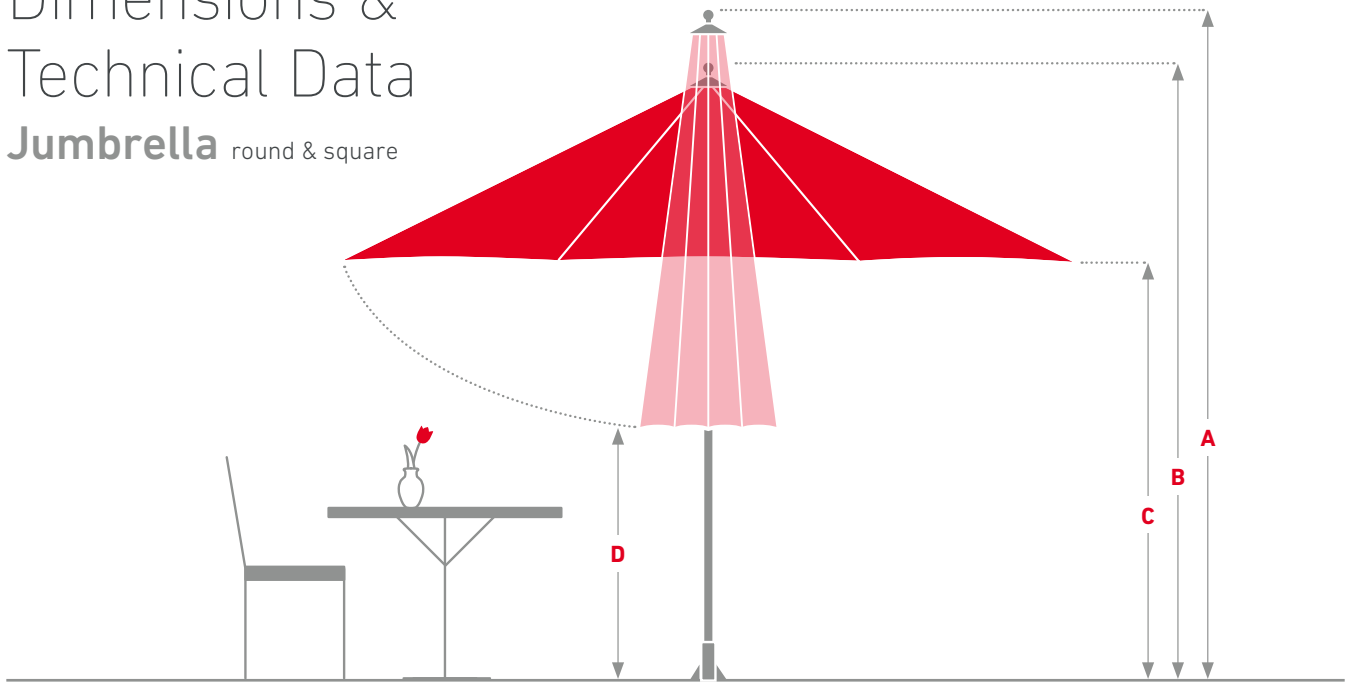
Sizes

All measurements in meters









	round	Ø 3.0	Ø 3.5	Ø 4.0	Ø 4.5	Ø 5.0	Ø 5.6	Ø 6.3	Ø 7.0	
	square	3.0 × 3.0	3.53 × 3.53	4.0 × 4.0	4.5 × 4.5	5.0 × 5.0				
	rectangular	3.0 × 1.5	4.0 × 2.0	4.0 × 3.0	4.5 × 3.0	4.5 × 3.5	5.0 × 2.5	5.0 × 3.0	5.0 × 3.75	5.0 × 4.0
		6.0 × 3.0	6.0 × 4.0	6.0 × 4.5						

Dimensions & Technical Data





Jumbrella round & square



All measurements are approximate

	 Ø 3.0 m 8 spokes	 Ø 3.5 m 8 spokes	 Ø 4.0 m 8 spokes	 Ø 4.5 m 8 spokes	 Ø 5.0 m 8 spokes	 Ø 5.6 m 8 spokes	 Ø 6.3 m 8 spokes	 Ø 7.0 m 8 spokes
Area in m ²	7	9.6	12	15	19	24	29	36
Parasol weight without installation component & packaging, in kg	30	32	35	40	54	65	72	99
Transport weight in kg, incl. packaging	50	52	55	60	74	85	97	124
A Height closed* in cm	381	391	375	385	385	387	426	446
B Height opened* in cm	310	318	302	311	311	316	352	372
C Passage height* ** in cm	230	228	230	230	227	227	245	253
D Ground clearance* ** in cm	231	193	135	140	120	90	95	85
Max. permitted wind velocities fully opened parasol, km/h Permanent/Mobile	102/77	95/71	95/71	95/71	88/66	74/56	48/36	38/29

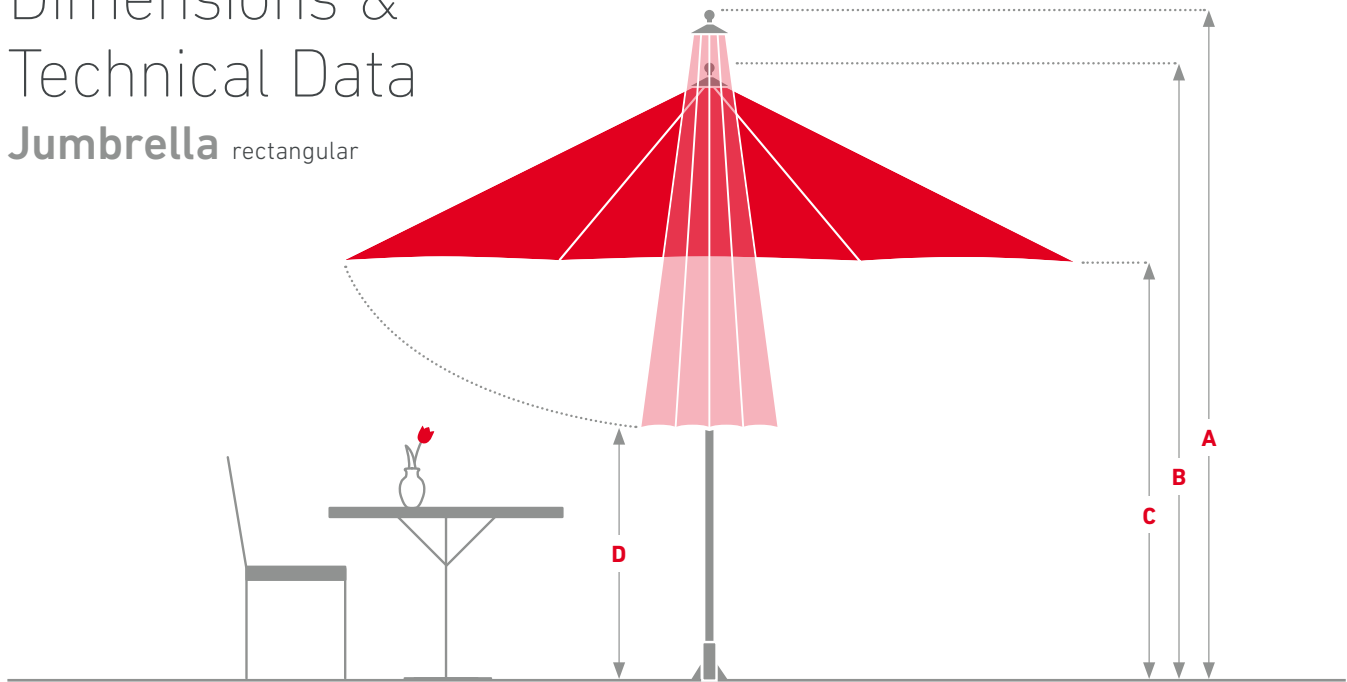
All measurements are approximate

	 3.0 × 3.0 m 8 spokes	 3.5 × 3.5 m 8 spokes	 4.0 × 4.0 m 8 spokes	 4.5 × 4.5 m 8 spokes	 5.0 × 5.0 m 8 spokes
Area in m ²	9	12	16	20	25
Parasol weight without installation component & packaging, in kg	39	43	50	57	84
Transport weight in kg, incl. packaging	59	63	70	77	109
A Height closed* in cm	375	385	375	385	401
B Height opened* in cm	301	311	311	311	331
C Passage height* ** in cm	230	226	230	230	240
D Ground clearance* ** in cm	150	119	80	54	38
Max. permitted wind velocities fully opened parasol, km/h Permanent/Mobile	102/77	95/71	88/66	74/56	74/56







* All measurements refer to the use with a permanent installation option (in-ground sleeve) ** For the edition with valance, the measurements increase by 30 cm.

Dimensions & Technical Data

Jumbrella rectangular



All measurements are approximate	 3.0 × 1.5 m 8 spokes	 4.0 × 2.0 m 8 spokes	 4.0 × 3.0 m 8 spokes	 4.5 × 3.0 m 8 spokes	 4.5 × 3.5 m 8 spokes	 5.0 × 2.5 m 8 spokes
Area in m ²	4.5	8	12	13.5	15.75	12.5
Parasol weight without installation component & packaging, in kg	33	52	56	55	56	57
Transport weight in kg, incl. packaging	58	77	76	80	81	82
A Height closed* in cm	325	378	378	424	424	393
B Height opened* in cm	295	309	309	338	338	323
C Passage height** in cm	240	240	240	240	240	240
D Ground clearance** in cm	151	110	121	139	126	95
Max. permitted wind velocities fully opened parasol, km/h Permanent/Mobile	95/71	88/66	88/66	88/66	88/66	74/56

All measurements are approximate	 5.0 × 3.0 m 10 spokes	 5.0 × 3.75 m 10 spokes	 5.0 × 4.0 m 8 spokes	 6.0 × 3.0 m 10 spokes	 6.0 × 4.0 m 10 spokes	 6.0 × 4.5 m 12 spokes
Area in m ²	15	18.75	20	18	24	27
Parasol weight without installation component & packaging, in kg	58	64	68	72	74	80
Transport weight in kg, incl. packaging	83	89	93	97	99	110
A Height closed* in cm	424	426	424	427	460	462
B Height opened* in cm	322	328	322	337	336	345
C Passage height** in cm	240	240	240	240	240	240
D Ground clearance** in cm	93	104	64	80	56	75
Max. permitted wind velocities fully opened parasol, km/h Permanent/Mobile	74/56	74/56	74/56	50/38	50/38	50/38

* All measurements refer to the use with a permanent installation option (in-ground sleeve) ** For the edition with valance, the measurements increase by 30 cm.







 Jumbrella XL

www.bahama.de



Jumbrella XL

The Jumbrella XL is the extra-large edition. The space covered ranges from 25 m² through 49 m². Our XL-model withstands the highest wind loads and can be equipped with various additional features.



Overview

8 different model sizes ranging from 25 m² through 49 m²

Additional features available e.g.: textile gutters, side panels, impact protection, LED-lighting, heaters, speakers, TV, Wifi, maritime frame edition

Maintenance-free servo-mechanism for failsafe opening and closing of the umbrella

Easy and efficient handling through gradual opening in 4-stages (servo-mechanism) **1**

Perfect, lasting tension as the textile membrane is integrated into the spokes; support spokes for additional stabilization

Excellent sun protection factor UPF 50+; high waterproofness

Individually replaceable spare parts

Printing possible | Available with valance

Comes with theft and anti-opening prevention device **2 3**

Textile Membrane | Covering

betex® 05 | fabric exclusively crafted for Bahama

- 100% polyester fabric with top transparent coating with the OEKO-TEX 100 Standard, Class 1
- 25 contemporary colors | special colors upon request

Preconstraint 302

- PVC coated Polyester 550 Dtex. SERGE FERRARI PRECONSTRAINT® coating technology
- 25 contemporary colors | special colors upon request

Umbrella Frame

Standard frame color in traffic white | RAL 9016, glossy finish or anthracite grey | RAL 7016, extured matte finish

Custom frame finish possible e.g various RAL colors or wooden | Golden Oak finish

Special stability due to hollow profile made of extruded aluminum **4**

Outer pole diameter approx. 95 mm, wall thickness approx. 3.5 mm

Scratch-resistant PES powder-coated center pole, post-baked

Installation Options

Mobile and permanent installation options

Portable stand with flagstones; ideal for changing locations

Steel plate base available for terrace substructures **5**

2-piece in-ground installation; connecting components with tilting hinge **6**

2-piece flat foot mount with tilting hinge; fischer heavy-duty anchoring bolts optionally available




Additional features such as frame modifications for electrical and heating options, spacers, in-ground sleeve extensions

Additional Features



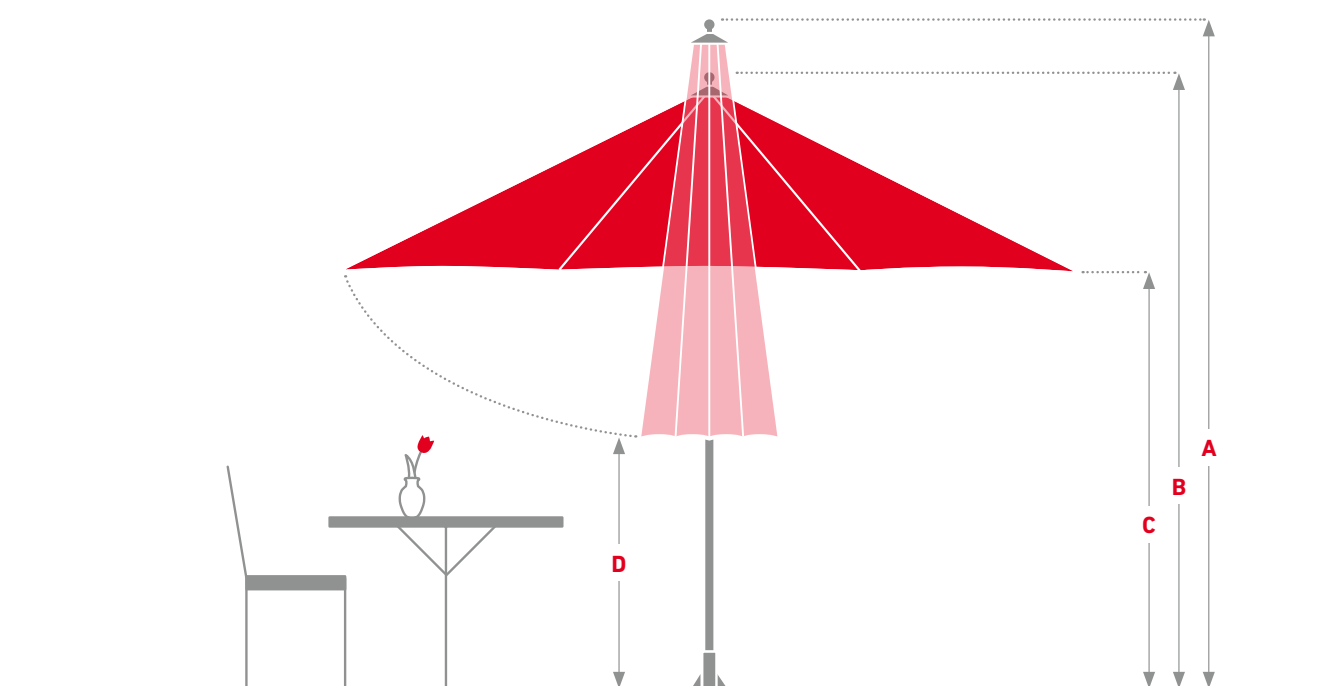
Sizes






All measurements in meters

 round	Ø 7.0			
 square	5.0 × 5.0	5.5 × 5.5	6.0 × 6.0	7.0 × 7.0
 rectangular	6.0 × 5.14	7.0 × 5.0	7.0 × 6.0	

Dimensions & Technical Data

Jumbrella XL round & square

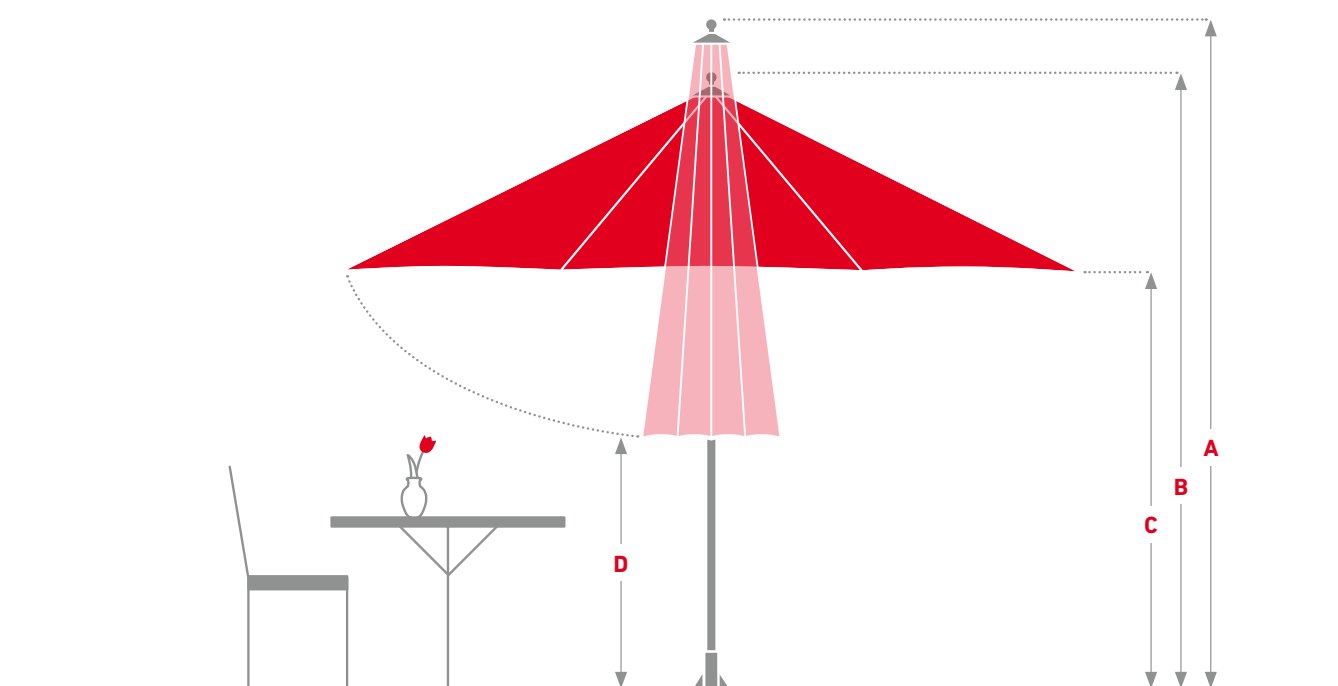





					
All measurements are approximate	Ø 7.0 m 12 spokes	5.0 × 5.0 m 12 spokes	5.5 × 5.5 m 12 spokes	6.0 × 6.0 m 12 spokes	7.0 × 7.0 m 12 spokes
Area in m ²	37	25	30.25	36	49
Parasol weight without installation component & packaging, in kg	190	159	164	177	200
Transportgewicht in kg, incl. packaging	251	216	225	242	265
A Height closed* in cm	513	450	489	526	526
B Height opened* in cm	394	354	379	394	394
C Passage height* in cm	250	235	248	250	245
D Ground clearance* in cm	140	83	85	80	13
Max. permitted wind velocities fully opened parasol, km/h Permanent/Mobile	80/59	100/72	90/65	80/59	60/-

* All measurements refer to the use with a permanent installation option (in-ground sleeve) ** For the edition with valance, the measurements increase by 30 cm.

Dimensions & Technical Data

Jumbrella XL rectangular



			
	6.0 × 5.14 m 12 spokes	7.0 × 5.0 m 12 spokes	7.0 × 6.0 m 12 spokes
All measurements are approximate			
Area in m ²	30.84	35	42
Parasol weight without installation component & packaging, in kg	161	175	190
Transportgewicht in kg, incl. packaging	226	240	255
A Height closed* in cm	515	520	526
B Height opened* in cm	385	390	395
C Passage height* in cm	250	250	250
D Ground clearance* in cm	98	70	45
Max. permitted wind velocities fully opened parasol, km/h Permanent/Mobile	90/59	70/39	70/–

* All measurements refer to the use with a permanent installation option (in-ground sleeve) ** For the edition with valance, the measurements increase by 30 cm.



BAHAMA®



⊗ ⊠ Magnum

www.bahama.de



Magnum

Magnum is our premium model with the largest covered space ranging from 37 m² to 140 m². All components of the structure are designed for the exposure to enormous loads. The stability at wind speeds of over 100 km/h is guaranteed. Depending on the price expectations and technical requirements, the additional features can be combined individually.



Overview

11 different model sizes ranging from 37 m² through 140 m²

Additional features available e.g.: textile gutters, side panels, LED-lighting, heaters, speakers, TV, Wifi, maritime frame edition, motorization

Depending on model opening and closing per crank or geared motor **1**

Perfect, lasting tension as the textile membrane is integrated into the spokes **2**

Very high wind stability

Excellent sun protection factor UPF 50+; high waterproofness

Individually replaceable spare parts

Printing possible

New generation radiators which can remain in closed parasol **3**

Installation of the umbrella via a mobile crane **4**

Textile Membrane | Covering

Preconstraint 502 Satin

- PVC coated Polyester 1100 Dtex with SERGE FERRARI PRECONSTRAINT® coating technology
- Fire retardant | DIN 4102-B1
- 40 contemporary colors

Umbrella Framel

Aluminum frame and component parts in RAL color of choice | glossy or textured finish; resin components in white or black

Special stability due to hollow profile made of extruded aluminum

Outer pole diameter approx. 220 mm, wall thickness approx. 10 mm

Scratch-resistant PES powder-coated center pole, post-baked

Equipped with torsion lock which prevents the twisting of the lifting pole

Cylindrical lock in front of the crank holder slot or the motor cover prevents unauthorized opening and closing

Installation Options

Permanent foundation element **5**

Lower part to be set in concrete **6**



With modification for electrical installations and/or heating options

Additional Features



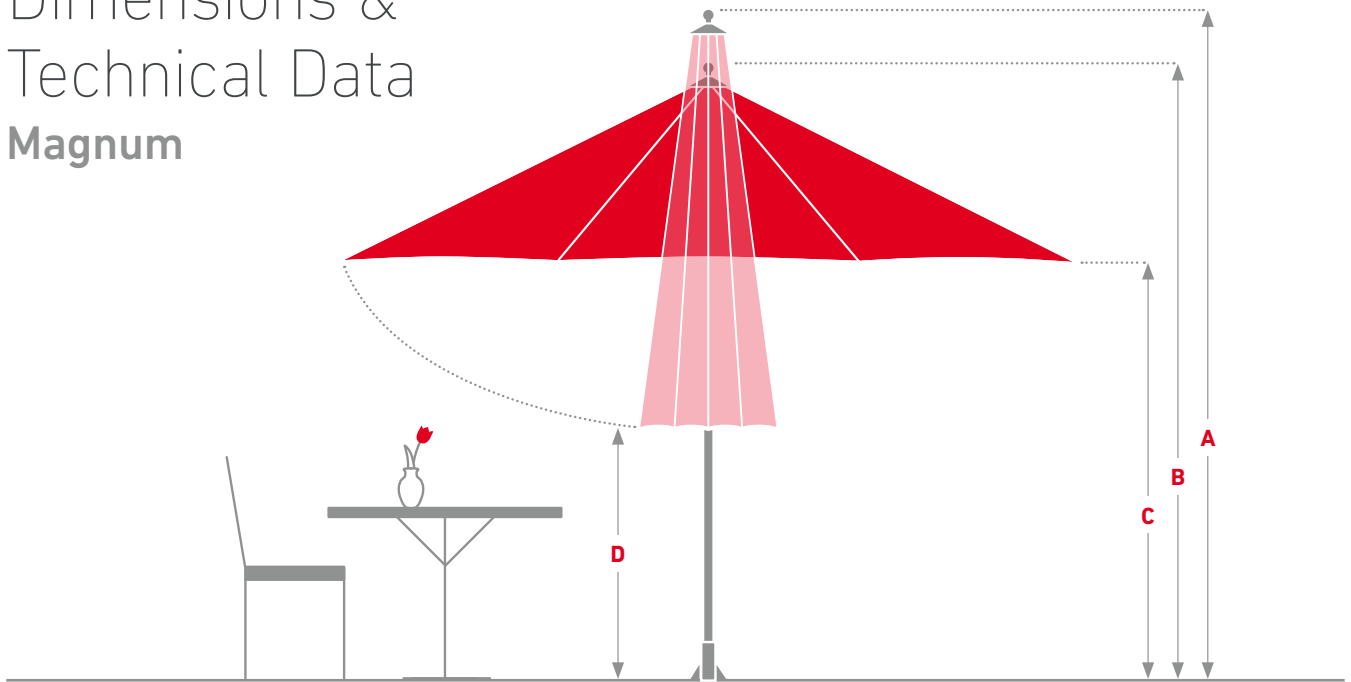
Sizes

All measurements in meters

	round	Ø 7.0	Ø 8.0	Ø 9.0	Ø 10.0	Ø 11.0	Ø 12.0
	square	7.0 × 7.0	8.0 × 8.0	9.3 × 9.3	10.0 × 10.0	12.0 × 12.0	

Dimensions & Technical Data

Magnum




All measurements are approximate	Ø 7 m 16 spokes	Ø 8 m 16 spokes	Ø 9 m 16 spokes	Ø 10 m 16 spokes	Ø 11 m 16 spokes	Ø 12 m 16 spokes
Area in m ²	37	48	61	76	92	109
Parasol weight without install. component & packag., in kg	775	845	910	1120	1285	1465
Transport weight** incl. packaging, in kg	775	845	910	1120	1285	1465
A Height closed* in cm	640	659	713	735	785	840
B Height opened* in cm	418	443	468	491	515	585
C Passage height* in cm	258	264	267	268	272	295
D Ground clearance* in cm	239	227	238	193	190	191
Max. permitted wind velocities opened parasol, km/h Permanent/Mobile	130	130	130	130	130	130



All measurements are approximate	7 × 7 m 16 spokes	8 × 8 m 16 spokes	9.3 × 9.3 m* 16 spokes	10 × 10 m* 16 spokes	12 × 12 m* 20 spokes
Area in m ²	49	64	84	97	140
Parasol weight without install. component & packag., in kg	795	840	985	1275	1655
Transport weight** incl. packaging, in kg	795	840	985	1275	1655
A Height closed* in cm	683	749	768	797	929
B Height opened* in cm	451	484	508	519	595
C Passage height* in cm	276	285	276	278	296
D Ground clearance* in cm	162	157	156	134	124
Max. permitted wind velocities opened parasol, km/h Permanent/Mobile	130	130	130	130	130

* All measurements refer to the use with a permanent installation option (in-ground sleeve) ** wrapped in transport foil.

Scribble & Write





⊗ ⊠ Largo



Largo

Largo is the most technically elaborate model of Bahama. The large-size parasol captivates with its exceptional and elegant shape as it opens up like a tulip. All technical components are almost invisible hidden inside the umbrella. Pure beauty of the premium class. A wind resistance of over 100 km/h is guaranteed.



Overview

8 different model sizes ranging from 42 m² through 140 m²

Comes with theft and usage protection and hand crank

Additional features available e.g.: LED-lighting **1** **2**, maritime frame edition, geared motor **4**

Perfect, lasting tension as the textile membrane is integrated into the spokes; support spokes for additional stabilization **3**

Excellent sun protection factor UPF 50+

High waterproofness

Individually replaceable spare parts

Printing possible

Umbrella Frame

Aluminum frame and component parts in RAL color of choice | glossy or textured finish; resin components in white or black

Special stability due to hollow profile made of extruded aluminum

Outer pole diameter approx. 220 mm, wall thickness approx. 10 mm

Scratch-resistant PES powder-coated center pole, post-baked

Textile Membrane | Covering

Preconstraint 302

- PVC coated Polyester 550 Dtex. SERGE FERRARI PRECONSTRAINT® coating technology
- Fire retardant | DIN 4102-B1
- Suitable for keeping the umbrella permanently open
- Membrane with zipper opening to carry out repair works **5**
- 25 contemporary colors, special colors upon request

Installation Options

Permanent foundation element

Lower part to be set in concrete **6**


With modification for electrical installations

Additional Features




Sizes





All measurements in meters





	round	Ø 7.5	Ø 8.5	Ø 10.5	Ø 12.5
	square	7.0 × 7.0	8.0 × 8.0	10.0 × 10.0	12.0 × 12.0

Dimensions & Technical Data


Largo




				
All measurements are approximate	Ø 7.5 m	Ø 8.5 m	Ø 10.5	Ø 12.5
Area in m ²	42.0	55.0	85.0	119.0

				
All measurements are approximate	7.0 × 7.0 m	8.0 × 8.0 m	10.0 × 10.0 m	12.0 × 12.0 m
Area in m ²	47.0	62.0	96.0	140.0

Scribble & Write





C4sun HIGH-END sun sails

The appearance of all C4sun sun sails captivates by extraordinary visuals in connection with excellent function and highest comfort. The C4sun sun sails are the world's first fully automatic roll-up shading and rain protection system with an arched roof. The convex shape creates an incomparable sense of space - hence a feel-good atmosphere is guaranteed.

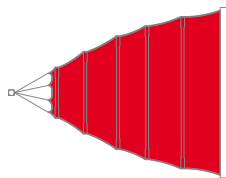
Each C4sun sun sail that is hand-crafted in the Bahama manufactory in Germany is exclusive and one of a kind. Due to the individual sizes C4sun offers a centimeter-accurate adjustment and thus a maximum autonomy for each individual piece.

www.c4sun.de

The Heart of it All

- ▲ 2 different models: elips and square (3 basic variants)
- ▲ Sail sizes up to max. 106 m²
- ▲ Fully automated operation via remote control and app
- ▲ Unique sense of space due to arched roof design
- ▲ Tailored solution for hotel terraces and high-priority outdoor areas such as restaurants, pools, bars, and spa zone
- ▲ High wind stability with corresponding safety thanks to special wind pressure relief mechanism
- ▲ 4 different masts (oval, round, square)
- ▲ Masts with or without interior weights
- ▲ Excellent UV protection | UPF 50+
- ▲ Fully waterproof

Sail Models



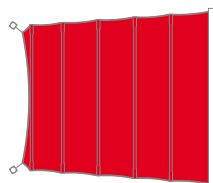
elips4sun

Four ropes and one mast

Ellipsoidal cut

Organic design

Max. sail size 6.0 × 6.8 m

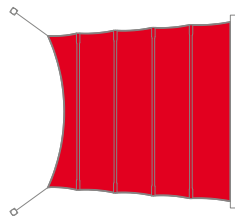


square4sun | CROSS PRO

Two ropes, each with one mast

Particularly suitable for roof terraces and smaller areas due to shortened ropes

Max. sail size 6.8 × 7.0 m

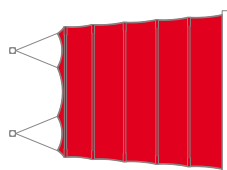


square4sun | CROSS

Two ropes, each with one mast

Large shaded area

Max. sail size 6.8 × 7.0 m

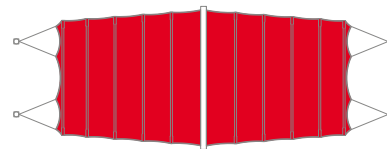


square4sun | LINE

Four ropes with two masts

Large shaded area

Max. sail size 6.8 × 7.8 m



All models can be installed as double sail

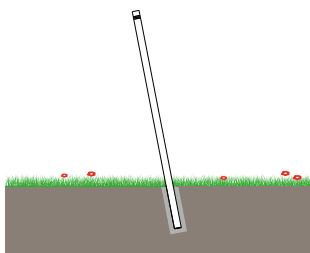


reddot award 2014
best of the best



Form and function of the elips4sun were awarded the Red Dot Award 2014: Best of the Best as well as the R+T Innovation Award 2015 (Special Design Prize). Both awards have a worldwide renowned reputation.

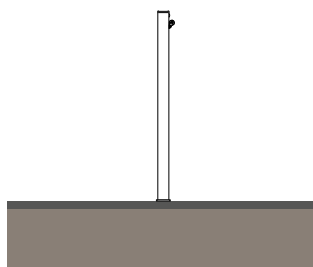
Mast Models



ID 110 OVAL

Wind pressure relief via internal dampers

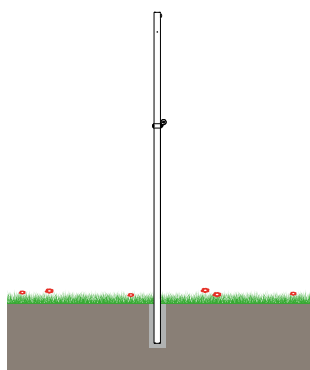
Powder-coated aluminum



ID 175 OVAL

With internal weights

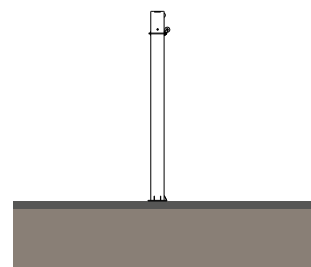
Powder-coated aluminum



IG 101 ROUND

With internal weights

V2A stainless steel




IG 211 SQUARE

With internal weights

V2A stainless steel

Mast Dimensions

All measurements are approx.	Mast Dimensions in mm	Installation Angle	Mast Height in mm
ID 110	110 × 110	79° 11° inclination	3,500
ID 175	75 – 105 × 175	0° – 90°	3,000 / 3,500 / 4,000 / 4,500*
IG 101	ø 101.6	90° vertical	5,240 / 5,850
IG 211	211 × 211	90° vertical	3,000 / 3,500



C4sun sails

If you wish to rise above the crowd and express your individuality by means of new shapes and designs the C4sun sails will deliver just that. The appearance captivates by extraordinary visuals in connection with excellent function and highest comfort. A maximum feel-good atmosphere is guaranteed.



Sail

Hand-crafted one of a kind **1**

Unique, patented principle of design

A sense of space with an incomparable feel-good atmosphere **2**

Organic design adding an aesthetic touch

Permanently elastic, curved special profiles incorporated in the sail; stand up automatically when opening

Rainwater is laterally drained off; formation of water pockets is not possible

A specially developed pressure relief system inside the mast provides relaxation when stronger winds and gusts occur

No unpleasant wind noises

Sail Canvas

WeatherMax 80

- Elegant appearance due to a subtle rib structure
- High color brilliance and color fastness
- Sun and rain protection
- Excellent glare and UV protection
- High water and mildew resistance
- Breathable
- Very high tear strength and kink resistance
- 20 contemporary colors

Roller Tube | Installation Options

Classic mounting of the roller tube to wall or rafters

By means of a free-standing roller tube mount; installed on two stainless steel masts

Custom mounting concept on request

Mast | Installation Options

Wall mounting **3**

C4sun Cube | a V2A cube **4**

Krinner ground screw foundation **5**

Ground flange plate; especially recommended for existing terrace floors or roof terraces

Masts are made of high-quality, robust V2A or V4A stainless steel or powder-coated aluminum

Wind pressure relief via internal dampers **6**

Drive, Control & Safety

Various Somfy tube motors with control units

Somfy io system or Somfy LT system

Additional safety through automatic Somfy wind **7** and sun sensors

Integration into the smart home system or existing bus system